

SETRON, Switch disconnecter 3LD, emergency switching-off switch, 3- pole, Iu: 125 A, operating power / at AC-23 A 400 V: 45 kW, floor mounting with door coupling, rotary operating mechanism, Red / yellow, 4-hole mounting of the handle



Model	
Product brand name	SETRON
Product designation	3LD Switch disconnecter
Design of the product	EMERGENCY-STOP switch
Display version / for switch position indicator manual operation	1 ON - 0 OFF
Design of the operating mechanism	Short rotary knob
Design of handle	rotary operating mechanism, red/yellow
Type of the driving mechanism / motor drive	No

General technical data	
Number of poles	3
Type of device	fixed mounting
Type of switch	Floor mounting with door coupling
Size of switch disconnecter	4
Electrical endurance (switching cycles) / at AC-23 A / at 690 V / at 50/60 Hz	6 000
Mechanical service life (switching cycles) / typical	100 000
Operating frequency / maximum	50 1/h

### Voltage

Insulation voltage / rated value	690 V
Surge voltage resistance / rated value	6 kV
Current / at AC / rated value	125 A
Operating voltage	
• at AC / at 50/60 Hz / rated value	690 V

<b>Protection class</b>	
Protection class IP	IP65
Protection class IP / on the front	IP65

<b>Dissipation</b>	
Power loss [W] / for rated value of the current / at AC / in hot operating state / per pole	12 W

<b>Current</b>	
Continuous current / rated value	125 A
Continuous current / of upstream fuse / rated value	125 A
Short-time current resistance (I <sub>cw</sub> ) / at 690 V / limited to 1 s / rated value	2 000 A

<b>Main circuit</b>	
Operating frequency	
• initial value	50 Hz
• Full-scale value	60 Hz
Operating power	
• at AC-23 A / at 400 V / rated value	45 kW
• at AC-23 A / at 690 V / rated value	37 kW
• at AC-3 / at 400 V / rated value	37 kW
• at AC-3 / at 690 V / rated value	30 kW

<b>Auxiliary circuit</b>	
Number of CO contacts / for auxiliary contacts	0
Number of NC contacts / for auxiliary contacts	0
Number of NO contacts / for auxiliary contacts	0
Operating voltage / of auxiliary contacts / at AC / maximum	500 V
Continuous current / of the auxiliary contact / rated value	10 A
Insulation voltage / of the auxiliary switch / rated value	500 V

<b>Suitability</b>	
<b>Suitability for use</b>	
• Main switch	Yes
• switch disconnecter	Yes
• EMERGENCY OFF switch	Yes
• safety switch	Yes

- maintenance/repair switch

Yes

## Product details

Product feature / interlock	Yes
Number of bracket locks / maximum	3
Hasp thickness / of the bracket locks / minimum	4 mm
Hasp thickness / of the bracket locks / maximum	8 mm
Product extension / optional	
<ul style="list-style-type: none"> <li>• motor drive</li> </ul>	No
<ul style="list-style-type: none"> <li>• Voltage trigger</li> </ul>	No

## Short circuit

Conditional short-circuit current / with line-side fuse protection	
<ul style="list-style-type: none"> <li>• at 690 V / by gG fuse / rated value</li> </ul>	20 kA

## Connections

<b>Type of connectable conductor cross-sections</b>	
<ul style="list-style-type: none"> <li>• for copper conductor / solid</li> </ul>	1x (4...50mm <sup>2</sup> )
<ul style="list-style-type: none"> <li>• for copper conductor / finely stranded / with core end processing</li> </ul>	1x (4...35mm <sup>2</sup> )
<ul style="list-style-type: none"> <li>• for copper conductor / stranded</li> </ul>	1x (4...50mm <sup>2</sup> )
<ul style="list-style-type: none"> <li>• for auxiliary contacts / solid</li> </ul>	2x (0.75 ... 2.5 mm <sup>2</sup> ), 1x 4 mm <sup>2</sup>
<ul style="list-style-type: none"> <li>• for auxiliary contacts / finely stranded / with core end processing</li> </ul>	2x (0.75 ... 1.5 mm <sup>2</sup> ), 1x 2.5 mm <sup>2</sup>
<ul style="list-style-type: none"> <li>• for auxiliary contacts / stranded</li> </ul>	2x (0.75 ... 2.5 mm <sup>2</sup> ), 1x 4 mm <sup>2</sup>
<b>Type of electrical connection</b>	
<ul style="list-style-type: none"> <li>• for main current circuit</li> </ul>	box terminal
<ul style="list-style-type: none"> <li>• for auxiliary contacts</li> </ul>	connection terminals

## Requirements

Design of the fuse link	
<ul style="list-style-type: none"> <li>• for short-circuit protection of the main circuit / required</li> </ul>	fuse gL/gG: 125 A
<ul style="list-style-type: none"> <li>• for short-circuit protection of the auxiliary switch / required</li> </ul>	fuse gL/gG: 10 A

## Mechanical Design

Height	106 mm
Width	90 mm
Depth	470.5 mm
Mounting type	Built-in unit fixed-mounted version
Mounting type	
<ul style="list-style-type: none"> <li>• front mounting with 4-hole attachment</li> </ul>	Yes
<ul style="list-style-type: none"> <li>• front mounting with central attachment</li> </ul>	No
<ul style="list-style-type: none"> <li>• rail mounting</li> </ul>	Yes

Net weight	758 g
• during operation	-25 ... +55 °C

## Certificates

Reference code	S
• acc. to DIN EN 61346-2	SF
• acc. to DIN EN 81346-2	

General Product Approval	Test Certificates
--------------------------	-------------------



[Miscellaneous](#)

[Special Test Certificate](#)

Shipping Approval	other
-------------------	-------



LRS

[Environmental Conformations](#)

## Further information

### Information- and Downloadcenter (Catalogs, Brochures,...)

<http://www.siemens.com/lowvoltage/catalogs>

### Industry Mall (Online ordering system)

<https://mall.industry.siemens.com/mall/en/en/Catalog/product?mlfb=3LD2814-0TK53>

### Service&Support (Manuals, Certificates, Characteristics, FAQs,...)

<https://support.industry.siemens.com/cs/ww/en/ps/3LD2814-0TK53>

### Image database (product images, 2D dimension drawings, 3D models, device circuit diagrams, ...)

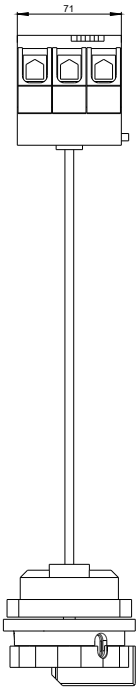
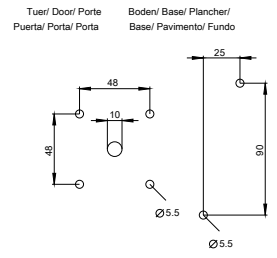
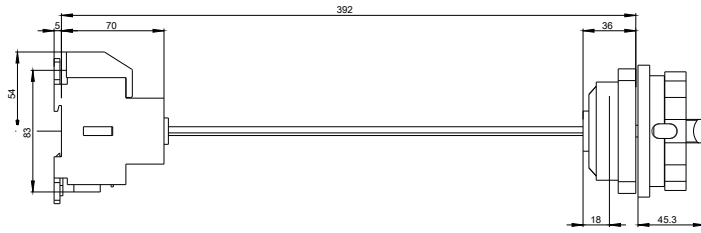
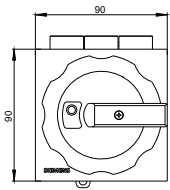
[http://www.automation.siemens.com/bilddb/cax\\_en.aspx?mlfb=3LD2814-0TK53](http://www.automation.siemens.com/bilddb/cax_en.aspx?mlfb=3LD2814-0TK53)

### CAX-Online-Generator

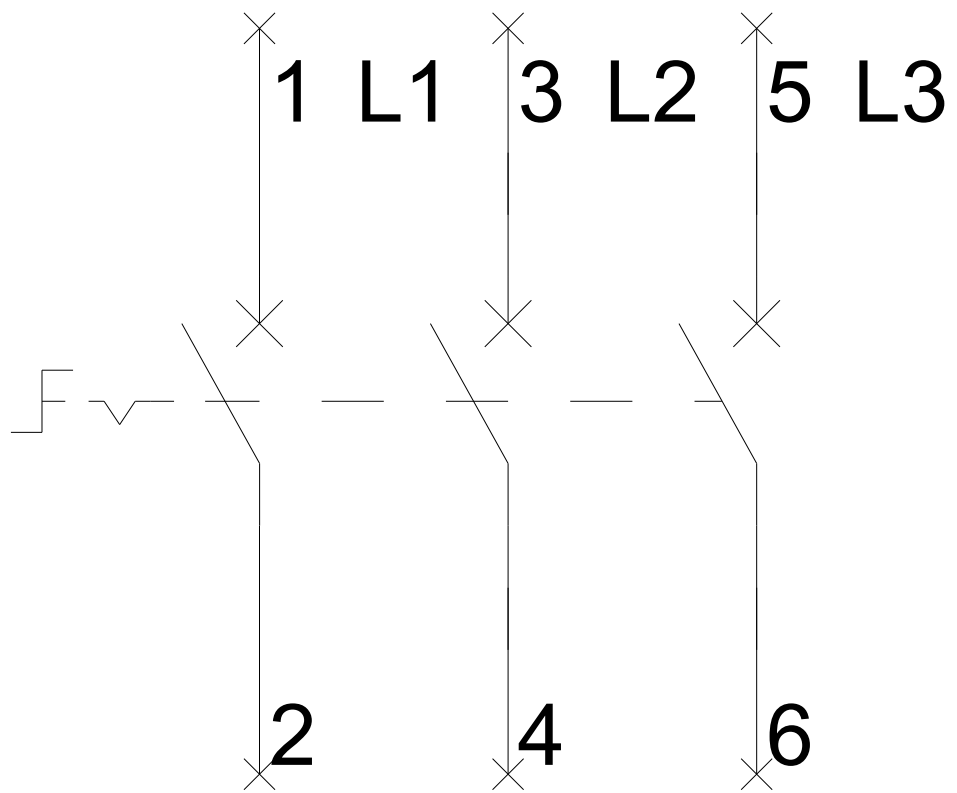
<http://www.siemens.com/cax>

### Tender specifications

<http://www.siemens.com/specifications>



**-Q1**



# -CI

