

SENTRON, Fuse switch disconnecter 3NP1, 3-pole, NH2, 400 A, for assembly and installation on mounting plate, flat terminal, cover level 70 mm



Model	
Product brand name	SENTRON
Product designation	3NP1 fuse switch disconnecter
Design of the product	cover level 70 mm
Design of the safety monitoring	Without
Design of the operating mechanism	Cover handle
Design of the load switch / Strip form	No
Type of the driving mechanism / motor drive	No

General technical data	
Number of poles	3
Type of device	For assembly and installation on mounting plate
Size of disconnecting link	2 and 1
Size of fuse link	NH1, NH2
Continuous current / at 35 °C / rated value	400 A
Let-through current / with closed switch / maximum permissible	40 kA
cut-off value $I^{*2}_{t,max.} / 500 V$	2 150 000 A <sup>2</sup> ·s
Power factor	
• at AC-22 B	0.65

<ul style="list-style-type: none"> <li>• at AC-23 B</li> </ul>	0.35
<ul style="list-style-type: none"> <li>• with capacitive load</li> </ul>	-0.25
circuit-breaker / Design	3NP11
Mechanical service life (switching cycles) / typical	1 000
Fuse system	LV HRC fuse
Degree of pollution	3

### Voltage

Insulation voltage	
<ul style="list-style-type: none"> <li>• rated value</li> </ul>	690 V
<ul style="list-style-type: none"> <li>• with degree of pollution 3 / rated value</li> </ul>	690 V
<ul style="list-style-type: none"> <li>• with degree of pollution 2 / rated value</li> </ul>	1 000 V
Power factor / at AC-21 B	0.95
Surge voltage resistance / rated value	8 kV
Current / at AC / rated value	400 A
Operating voltage	
<ul style="list-style-type: none"> <li>• at AC / rated value / maximum</li> </ul>	690 V
<ul style="list-style-type: none"> <li>• at DC / rated value</li> </ul>	440 V
<ul style="list-style-type: none"> <li>• at DC / rated value / maximum</li> </ul>	440 V

### Protection class

Protection class IP	
<ul style="list-style-type: none"> <li>• with closed switch / with cover or cable lug cover</li> </ul>	IP40
<ul style="list-style-type: none"> <li>• with closed switch / without cover or cable lug cover</li> </ul>	IP30
<ul style="list-style-type: none"> <li>• on the front</li> </ul>	IP40
<ul style="list-style-type: none"> <li>• open</li> </ul>	IP20

### Dissipation

Power loss [W]	
<ul style="list-style-type: none"> <li>• with conventional rated thermal current / without fuse / per pole</li> </ul>	14 W
<ul style="list-style-type: none"> <li>• with conventional rated thermal current / without fuse / per device</li> </ul>	42 W
<ul style="list-style-type: none"> <li>• for rated value of the current / at AC / in hot operating state / per pole</li> </ul>	48 W
<ul style="list-style-type: none"> <li>• of the fuse / per fuse / maximum</li> </ul>	34 W

### Current

Operating current	
<ul style="list-style-type: none"> <li>• at AC-23 B / at 690 V / rated value</li> </ul>	125 A
<ul style="list-style-type: none"> <li>• at AC-23 B / at 500 V / rated value</li> </ul>	315 A
<ul style="list-style-type: none"> <li>• at AC-23 B / at 400 V / rated value</li> </ul>	400 A
<ul style="list-style-type: none"> <li>• at AC-23 B / at 240 V / rated value</li> </ul>	400 A

• at AC-22 B / at 690 V / rated value	400 A
• at AC-22 B / at 500 V / rated value	400 A
• at AC-22 B / at 400 V / rated value	400 A
• at AC-22 B / at 240 V / rated value	400 A
• at AC-21 B / at 690 V / rated value	400 A
• at AC-21 B / at 500 V / rated value	400 A
• at AC-21 B / at 400 V / rated value	400 A
• at AC-21 B / at 240 V / rated value	400 A
• at DC-23 B / at 440 V / rated value / maximum	160 A
• at DC-23 B / at 240 V / rated value / maximum	250 A
• at DC-23 B / at 120 V / rated value / maximum	250 A
• at DC-22 B / at 440 V / rated value / maximum	315 A
• at DC-22 B / at 240 V / rated value / maximum	400 A
• at DC-22 B / at 120 V / rated value / maximum	400 A
• at DC-21 B / at 440 V / rated value / maximum	400 A
• at DC-21 B / at 240 V / rated value / maximum	400 A
• at DC-21 B / at 120 V / rated value / maximum	400 A
Continuous current	
• rated value	400 A
• at 40 °C / rated value	400 A
• at 45 °C / rated value	392 A
• at 50 °C / rated value	372 A
• at 55 °C / rated value	356 A
Let-through current / with high-speed activation / maximum permissible	40 kA
Let-through current / I <sub>c</sub> / maximum permissible	
• 400 V	40 000 A
• 500V	40 000 A
cut-off value I <sup>2</sup> t <sub>max.</sub> / 400 V	1 515 000 A <sup>2</sup> ·s
<b>Main circuit</b>	
Operating current / with capacitive load	
• at 400 V / maximum	72 A
• at 500 V / maximum	55 A
<b>Auxiliary circuit</b>	
Number of CO contacts / for auxiliary contacts	0
Number of NC contacts / for auxiliary contacts	0
Number of NO contacts / for auxiliary contacts	0
<b>Suitability</b>	
<b>Suitability for use</b>	
• Main switch	No
• switch disconnecter	Yes

• EMERGENCY OFF switch	No
• safety switch	Yes
• maintenance/repair switch	Yes

### Product details

Product feature / interlock	Yes
Product component	
• Trip indicator	No
• Phase failure monitoring	No
• undervoltage release	No
• undervoltage release with leading contact	No
Product feature / sealable	Yes
Product extension	
• Auxiliary switch	Yes
• optional	
— locking capability	Yes
— motor drive	No
— Phase failure monitoring	Yes
— fuse monitoring	Yes
— Voltage trigger	No
— Overvoltage protection monitoring	Yes

### Product function

Product function	
• fuse monitoring	No
• Overvoltage protection monitoring	No

### Short circuit

Conditional short-circuit current (I <sub>q</sub> )	
• rated value	80 kA
• at AC / at 240 V / with high-speed activation / rated value	80 kA
• at AC / at 500 V / with high-speed activation / rated value	80 kA
• at AC / at 690 V / with high-speed activation / rated value	50 kA
• with closed switch / at AC / at 240 V / rated value	100 kA
• with closed switch / at AC / at 500 V / rated value	100 kA
• with closed switch / at AC / at 690 V / rated value	100 kA

### Connections





Arrangement of electrical connectors / for main current circuit	other
Connectable conductor cross-section / for main contacts	
<ul style="list-style-type: none"> <li>• single or multi-stranded</li> <li>• stranded</li> </ul>	25 ... 240 mm <sup>2</sup> 25 ... 240 mm <sup>2</sup>
Tightening torque / with screw-type terminals	10 ... 12 N·m
Type of connection	Flat terminal
Type of electrical connection / for main current circuit	busbar connection


### Mechanical Design

Height	306 mm
Width	209.4 mm
Depth	130 mm
Mounting type	mounting plate
Mounting type	
<ul style="list-style-type: none"> <li>• floor mounting</li> <li>• front mounting</li> <li>• front mounting with 4-hole attachment</li> <li>• front mounting with central attachment</li> <li>• rail mounting</li> </ul>	Yes No No No No
Mounting position	horizontal/vertical
Net weight	4.21 kg
<ul style="list-style-type: none"> <li>• during operation</li> <li>• during storage</li> </ul>	-25 ... +55 °C -50 ... +80 °C

### Certificates

Reference code	
<ul style="list-style-type: none"> <li>• acc. to DIN EN 61346-2</li> <li>• acc. to DIN EN 81346-2</li> </ul>	Q Q

General Product Approval	Declaration of Conformity	Test Certificates
 CCC  UR  VDE	<a href="#">Miscellaneous</a>  EG-Konf.	<a href="#">Special Test Certificate</a>

Test Certificates	Shipping Approval
<a href="#">Type Test Certificates/Test Report</a>	 LRS

## Further information

**Information- and Downloadcenter (Catalogs, Brochures,...)**

<http://www.siemens.com/lowvoltage/catalogs>

**Industry Mall (Online ordering system)**

<https://mall.industry.siemens.com/mall/en/en/Catalog/product?mfb=3NP1153-1DA10>

**Service&Support (Manuals, Certificates, Characteristics, FAQs,...)**

<https://support.industry.siemens.com/cs/ww/en/ps/3NP1153-1DA10>

**Image database (product images, 2D dimension drawings, 3D models, device circuit diagrams, ...)**

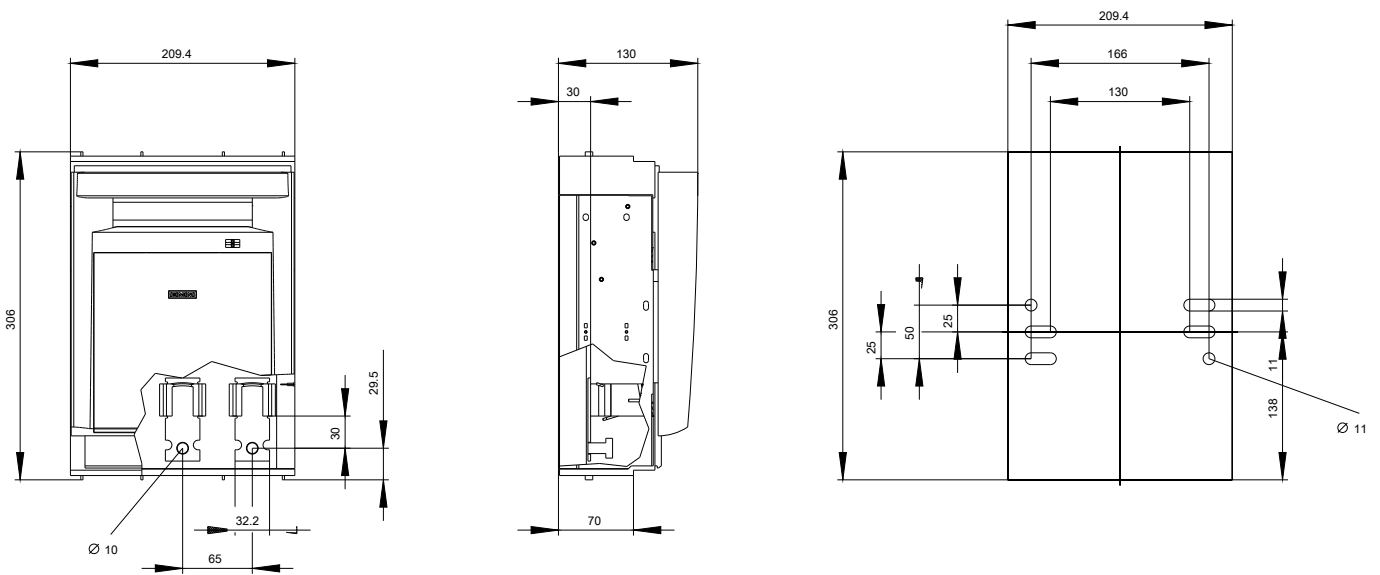
[http://www.automation.siemens.com/bilddb/cax\\_en.aspx?mfb=3NP1153-1DA10](http://www.automation.siemens.com/bilddb/cax_en.aspx?mfb=3NP1153-1DA10)

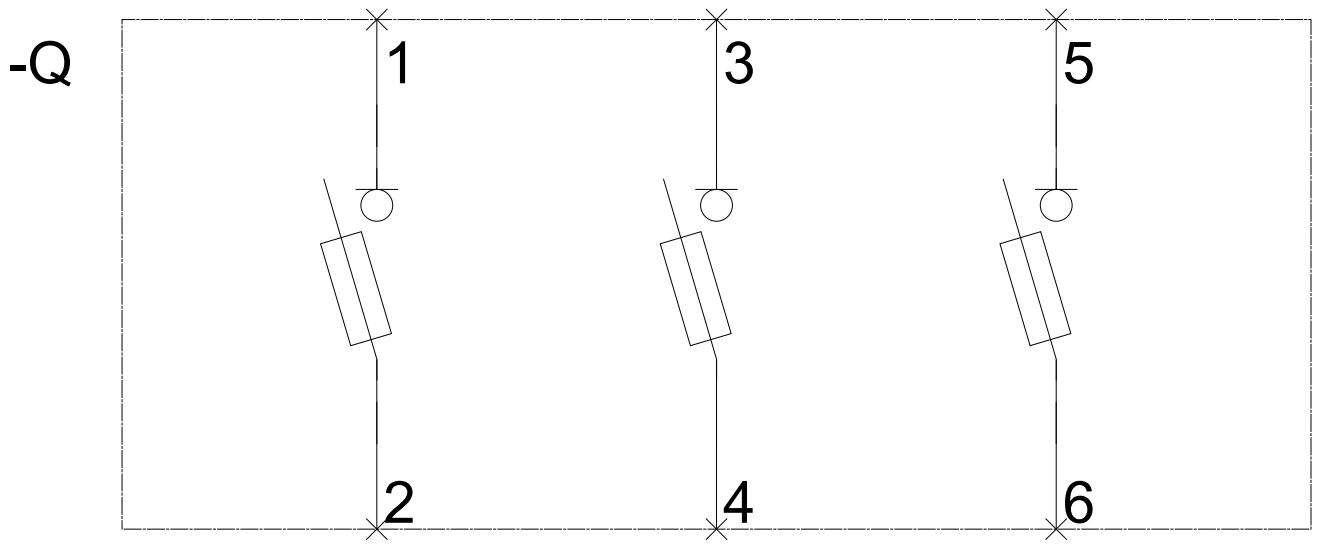
**CAX-Online-Generator**

<http://www.siemens.com/cax>

**Tender specifications**

<http://www.siemens.com/specifications>





**-CB**

