

Contactor relay, 2 NO + 2 NC 230 V AC 50 / 60 Hz Spring-type terminal Size S00 !!! Phased-out product !!! Successor is SIRIUS 3RH2 Preferred successor type is >>3RH2122-2AP00<<



Figure similar

<b>Product brand name</b>	SIRIUS
<b>Product designation</b>	Auxiliary contactor
<b>General technical data</b>	
<b>Size of contactor</b>	S00
<b>Product extension</b>	
• Auxiliary switch	Yes
<b>Insulation voltage</b>	
• with degree of pollution 3 rated value	690 V
<b>Degree of pollution</b>	3
<b>Surge voltage resistance rated value</b>	6 kV
<b>Protection class IP</b>	
• on the front	IP20
<b>Shock resistance</b>	10g / 5 ms and 5g / 10 ms
<b>Mechanical service life (switching cycles)</b>	
• of contactor typical	30 000 000
• of the contactor with added electronics-compatible auxiliary switch block typical	5 000 000

<ul style="list-style-type: none"> <li>of the contactor with added auxiliary switch block typical</li> </ul>	10 000 000
Reference code acc. to DIN EN 81346-2	K
Reference code acc. to DIN EN 61346-2	K

#### Ambient conditions

<b>Installation altitude at height above sea level</b>	
<ul style="list-style-type: none"> <li>maximum</li> </ul>	2 000 m
<b>Ambient temperature</b>	
<ul style="list-style-type: none"> <li>during operation</li> </ul>	-25 ... +60 °C
<ul style="list-style-type: none"> <li>during storage</li> </ul>	-55 ... +80 °C
<ul style="list-style-type: none"> <li>during transport</li> </ul>	-55 ... +80 °C

#### Control circuit/ Control

<b>Type of voltage of the control supply voltage</b>	AC
<b>Control supply voltage at AC</b>	
<ul style="list-style-type: none"> <li>at 50 Hz rated value</li> </ul>	230 V
<ul style="list-style-type: none"> <li>at 60 Hz rated value</li> </ul>	230 V
<b>Control supply voltage frequency</b>	
<ul style="list-style-type: none"> <li>1 rated value</li> </ul>	50 Hz
<ul style="list-style-type: none"> <li>2 rated value</li> </ul>	60 Hz
<b>Operating range factor control supply voltage rated value of magnet coil at AC</b>	
<ul style="list-style-type: none"> <li>at 50 Hz</li> </ul>	0.8 ... 1.1
<ul style="list-style-type: none"> <li>at 60 Hz</li> </ul>	0.85 ... 1.1
<b>Apparent pick-up power of magnet coil at AC</b>	27 V·A
<b>Inductive power factor with closing power of the coil</b>	0.8
<b>Apparent holding power of magnet coil at AC</b>	4.6 V·A
<b>Inductive power factor with the holding power of the coil</b>	0.27

#### Auxiliary circuit

<b>Number of NC contacts for auxiliary contacts</b>	2
<ul style="list-style-type: none"> <li>instantaneous contact</li> </ul>	2
<ul style="list-style-type: none"> <li>delayed switching</li> </ul>	0
<ul style="list-style-type: none"> <li>lagging switching</li> </ul>	0
<ul style="list-style-type: none"> <li>make-before-break switching</li> </ul>	0
<b>Number of NO contacts for auxiliary contacts</b>	2
<ul style="list-style-type: none"> <li>instantaneous contact</li> </ul>	2
<ul style="list-style-type: none"> <li>delayed switching</li> </ul>	0
<ul style="list-style-type: none"> <li>leading contact</li> </ul>	0
<ul style="list-style-type: none"> <li>make-before-break switching</li> </ul>	0
<b>Number of CO contacts</b>	
<ul style="list-style-type: none"> <li>for auxiliary contacts</li> </ul>	0

<ul style="list-style-type: none"> <li>• of auxiliary contacts instantaneous contact</li> </ul>	0
<b>Identification number and letter for switching elements</b>	22 E
Operating current at AC-12 maximum	10 A
<b>Operating current at AC-15</b>	
<ul style="list-style-type: none"> <li>• at 230 V rated value</li> </ul>	6 A
<ul style="list-style-type: none"> <li>• at 400 V rated value</li> </ul>	3 A
<ul style="list-style-type: none"> <li>• at 500 V rated value</li> </ul>	2 A
<ul style="list-style-type: none"> <li>• at 690 V rated value</li> </ul>	1 A
<b>Operating current at 1 current path at DC-12</b>	
<ul style="list-style-type: none"> <li>• at 24 V rated value</li> </ul>	10 A
<ul style="list-style-type: none"> <li>• at 110 V rated value</li> </ul>	3 A
<ul style="list-style-type: none"> <li>• at 220 V rated value</li> </ul>	1 A
<b>Operating current at 1 current path at DC-13</b>	
<ul style="list-style-type: none"> <li>• at 24 V rated value</li> </ul>	10 A
<ul style="list-style-type: none"> <li>• at 110 V rated value</li> </ul>	1 A
<ul style="list-style-type: none"> <li>• at 220 V rated value</li> </ul>	0.27 A
<b>Contact reliability of auxiliary contacts</b>	1 faulty switching per 100 million (17 V, 1 mA)

#### Short-circuit protection

<b>Design of the fuse link</b>	
<ul style="list-style-type: none"> <li>• for short-circuit protection of the auxiliary switch required</li> </ul>	fuse gL/gG: 10 A

#### Installation/ mounting/ dimensions

<b>Mounting position</b>	+/-180° rotation possible on vertical mounting surface; can be tilted forward and backward by +/- 22.5° on vertical mounting surface
<b>Mounting type</b>	screw and snap-on mounting
<b>Height</b>	60 mm
<b>Width</b>	45 mm
<b>Depth</b>	73 mm
<b>Required spacing</b>	
<ul style="list-style-type: none"> <li>• with side-by-side mounting <ul style="list-style-type: none"> <li>— at the side</li> </ul> </li> </ul>	0 mm

#### Connections/ Terminals

<b>Type of electrical connection</b>	
<ul style="list-style-type: none"> <li>• for auxiliary and control current circuit</li> </ul>	Cage Clamp terminals
<b>Type of connectable conductor cross-sections</b>	
<ul style="list-style-type: none"> <li>• for auxiliary contacts <ul style="list-style-type: none"> <li>— solid</li> </ul> </li> </ul>	2x (0.25 ... 2.5 mm <sup>2</sup> )
<ul style="list-style-type: none"> <li>— finely stranded with core end processing</li> </ul>	2x (0.25 ... 1.5 mm <sup>2</sup> )
<ul style="list-style-type: none"> <li>— finely stranded without core end processing</li> </ul>	2x (0.25 ... 2.5 mm <sup>2</sup> )













- at AWG conductors for auxiliary contacts

2x (24 ... 14)

### Safety related data

<b>B10 value</b>	
<ul style="list-style-type: none"> <li>• with high demand rate acc. to SN 31920</li> </ul>	1 000 000; With 0.3 x I <sub>e</sub>
<b>Proportion of dangerous failures</b>	
<ul style="list-style-type: none"> <li>• with low demand rate acc. to SN 31920</li> <li>• with high demand rate acc. to SN 31920</li> </ul>	40 % 75 %
<b>T1 value for proof test interval or service life acc. to IEC 61508</b>	20 y

### Certificates/ approvals

<b>General Product Approval</b>			<b>Functional Safety/Safety of Machinery</b>	<b>Declaration of Conformity</b>
 CCC	 CSA	 UL		 EG-Konf.
			<a href="#">Type Examination Certificate</a>	
<b>Declaration of Conformity</b>	<b>Test Certificates</b>	<b>Marine / Shipping</b>		
<a href="#">Miscellaneous</a>	<a href="#">Special Test Certificate</a>	<a href="#">Type Test Certificates/Test Report</a>	 ABS	 BUREAU VERITAS
				 LRS
<b>Marine / Shipping</b>			<b>other</b>	<b>Railway</b>
 PRS	 RINA	 RMRS	 TYPE APPROVED PRODUCT DNV-GL DNVGL.COM/AF	<a href="#">Confirmation</a>
				<a href="#">Special Test Certificate</a>

### Further information

**Information- and Downloadcenter (Catalogs, Brochures,...)**

[www.siemens.com/sirius/catalogs](http://www.siemens.com/sirius/catalogs)

**Industry Mall (Online ordering system)**

<https://mall.industry.siemens.com/mall/en/en/Catalog/product?mlfb=3RH1122-2AP00>

**Cax online generator**

<http://support.automation.siemens.com/WW/CAXorder/default.aspx?lang=en&mlfb=3RH1122-2AP00>

**Service&Support (Manuals, Certificates, Characteristics, FAQs,...)**

<https://support.industry.siemens.com/cs/ww/en/ps/3RH1122-2AP00>

**Image database (product images, 2D dimension drawings, 3D models, device circuit diagrams, EPLAN macros, ...)**

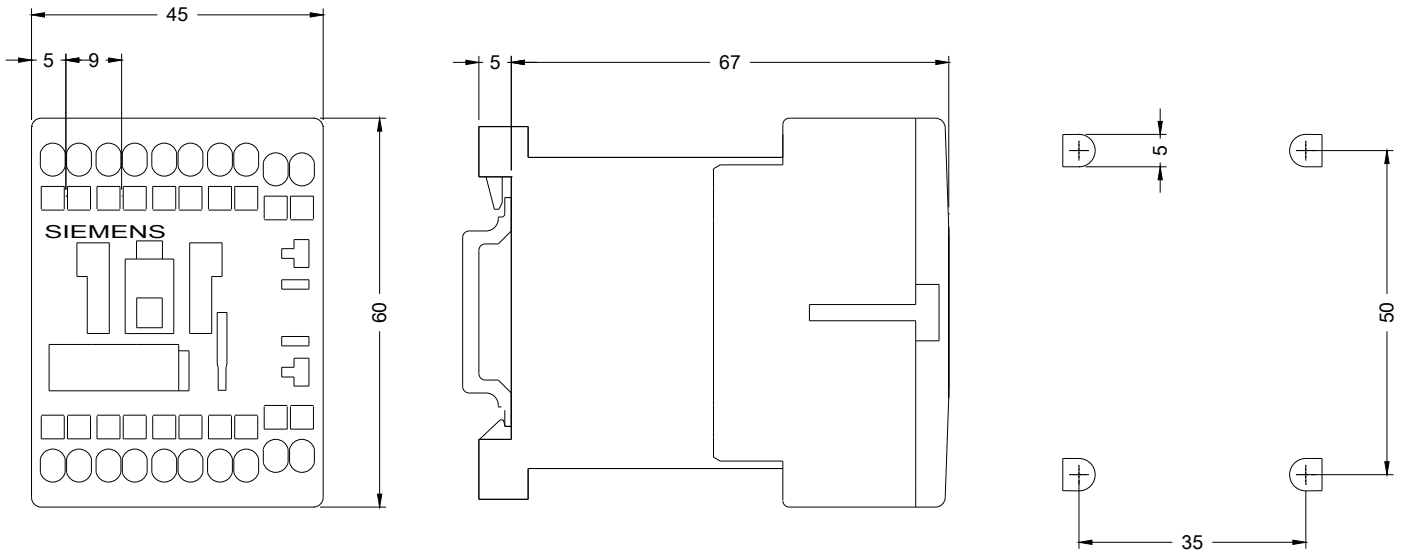
[http://www.automation.siemens.com/bilddb/cax\\_de.aspx?mlfb=3RH1122-2AP00&lang=en](http://www.automation.siemens.com/bilddb/cax_de.aspx?mlfb=3RH1122-2AP00&lang=en)

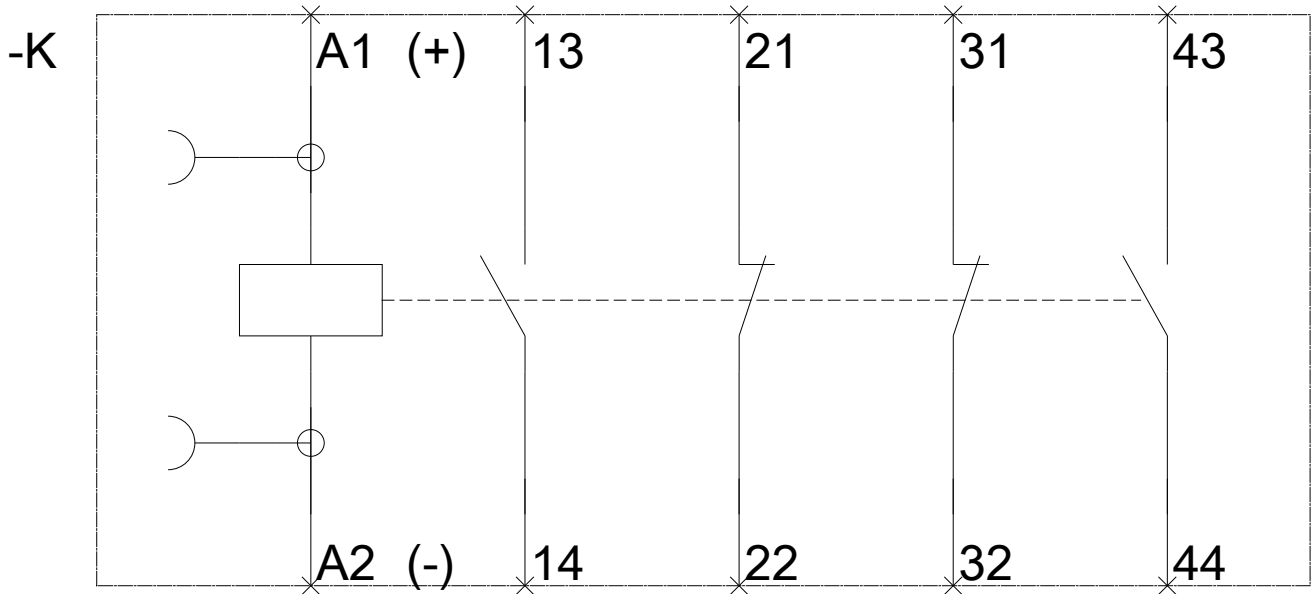
**Characteristic: Tripping characteristics, I<sup>2</sup>t, Let-through current**

<https://support.industry.siemens.com/cs/ww/en/ps/3RH1122-2AP00/char>

**Further characteristics (e.g. electrical endurance, switching frequency)**

<http://www.automation.siemens.com/bilddb/index.aspx?view=Search&mlfb=3RH1122-2AP00&objecttype=14&gridview=view1>





last modified:

08/01/2019