

Auxiliary switch block for size 2...14 1st auxiliary switch block left or right

General technical data	
<b>Suitability for use</b>	Contact relay and power contactor
<b>Protection class IP on the front</b>	IP20
<b>Ambient temperature</b>	
• during storage	-55 ... +80 °C
• during operation	-25 ... +55 °C
<b>Mechanical service life (switching cycles) typical</b>	10 000 000
<b>Insulation voltage with degree of pollution 3 rated value</b>	690 V
<b>Surge voltage resistance rated value</b>	6 kV
Auxiliary circuit	
<b>Number of NC contacts for auxiliary contacts</b>	
• instantaneous contact	1
• lagging switching	0
<b>Number of NO contacts for auxiliary contacts</b>	
• instantaneous contact	1
• leading contact	0
<b>Operating current of auxiliary contacts at AC-12</b>	
• at 24 V	10 A
• at 230 V	10 A
• maximum	10 A
<b>Operating current</b>	
• of auxiliary contacts	
— at AC-14	
— at 125 V	10 A
— at AC-15	
— at 24 V	10 A
— at 230 V	5.6 A
— at 400 V	3.6 A
• at AC-15 at 690 V rated value	2.3 A
<b>Operating current</b>	
• of auxiliary contacts at DC-12	
— at 24 V	10 A
— at 110 V	3.2 A
— at 220 V	0.9 A





<b>Operating current</b>	
<ul style="list-style-type: none"> <li>• of auxiliary contacts at DC-13 <ul style="list-style-type: none"> <li>— at 24 V</li> <li>— at 60 V</li> <li>— at 110 V</li> <li>— at 220 V</li> </ul> </li> </ul>	<ul style="list-style-type: none"> <li>10 A</li> <li>5 A</li> <li>1.14 A</li> <li>0.48 A</li> </ul>

<b>Installation/ mounting/ dimensions</b>	
<b>Mounting type</b>	snap-on mounting
<b>Width</b>	12 mm
<b>Height</b>	70 mm
<b>Depth</b>	51.5 mm

<b>Connections/Terminals</b>	
<b>Type of electrical connection for auxiliary and control current circuit</b>	screw-type terminals
<b>Type of connectable conductor cross-sections</b> <ul style="list-style-type: none"> <li>• for auxiliary contacts <ul style="list-style-type: none"> <li>— finely stranded</li> <li>— with core end processing</li> </ul> </li> <li>• at AWG conductors for auxiliary contacts</li> </ul>	2x (0.5 ... 1.0 mm <sup>2</sup> ), 2x (0.75 ... 2.5 mm <sup>2</sup> ) 2x (18 ... 12)

<b>Safety related data</b>	
<b>Product function positively driven operation acc. to IEC 60947-5-1</b>	Yes

**Certificates/approvals**

<b>General Product Approval</b>	<b>Functional Safety/Safety of Machinery</b>
 CCC  CSA  UL	<a href="#">KC</a>  EAC <a href="#">Type Examination Certificate</a>

<b>Test Certificates</b>	<b>other</b>
<a href="#">Special Test Certificate</a>	<a href="#">Confirmation</a>

**Further information**

**Information- and Downloadcenter (Catalogs, Brochures,...)**  
<http://www.siemens.com/industrial-controls/catalogs>

**Industry Mall (Online ordering system)**

<https://mall.industry.siemens.com/mall/en/en/Catalog/product?mlfb=3TY7561-1AA00>

**Cax online generator**

<http://support.automation.siemens.com/WW/CAXorder/default.aspx?lang=en&mlfb=3TY7561-1AA00>

**Service&Support (Manuals, Certificates, Characteristics, FAQs,...)**

<https://support.industry.siemens.com/cs/ww/en/ps/3TY7561-1AA00>

**Image database (product images, 2D dimension drawings, 3D models, device circuit diagrams, EPLAN macros, ...)**

[http://www.automation.siemens.com/bilddb/cax\\_de.aspx?mlfb=3TY7561-1AA00&lang=en](http://www.automation.siemens.com/bilddb/cax_de.aspx?mlfb=3TY7561-1AA00&lang=en)

last modified:

07/25/2019