

Residual-current transformer for residual current monitoring Bushing
opening 80 mm Residual current 30 mA...40 A



General technical data:

Product designation	Residual current transformer for fault current monitoring
Product feature Touch protection	Yes
Type of electrical connection at output	screw-type terminals
Operating voltage rated value maximum	690 V
Continuous current per phase maximum	225 A
Fault current at input rated value	40 A
Surge voltage resistance rated value	6 kV
Reference code acc. to DIN EN 81346-2	B
Reference code acc. to DIN 40719 extended according to IEC 204-2 acc. to IEC 750	T
Reference code acc. to DIN EN 61346-2	B

Connections/ Terminals:

Type of connectable conductor cross-sections	
<ul style="list-style-type: none"> • solid 	1x (0.5 ... 2.5 mm ²)
<ul style="list-style-type: none"> • finely stranded <ul style="list-style-type: none"> — with core end processing 	1x (0.5 ... 1.5 mm ²)
<ul style="list-style-type: none"> • at AWG conductors <ul style="list-style-type: none"> — solid 	1x (20 ... 13)





Ambient conditions:

Ambient temperature	
• during transport	-25 ... +60 °C
• during operation	-25 ... +60 °C
• during storage	-40 ... +85 °C
Relative humidity during operation	95 %
Installation altitude at height above sea level	2 000 m

Installation/ mounting/ dimensions:

Diameter of feed through opening	80 mm
Width	124.5 mm
Height	64 mm
Depth	130 mm
Mounting position	standing, on horizontal mounting surface
Mounting type	screw fixing
Tightening torque with screw-type terminals	0.5 ... 0.6 N·m
Tightening torque [lbf·in] with screw-type terminals	4.4 ... 5.3 lbf·in

Certificates/ approvals:

General Product Approval	Declaration of Conformity	Test Certificates
 CCC	 UL	 EAC
	 EG-Konf.	Miscellaneous Type Test Certificates/Test Report

other

[Confirmation](#)

Further information

Information- and Downloadcenter (Catalogs, Brochures,...)

<http://www.siemens.com/industrial-controls/catalogs>

Industry Mall (Online ordering system)

<http://www.siemens.com/industrymall>

Cax online generator

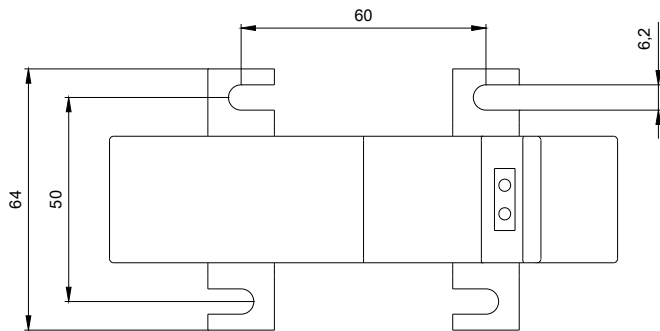
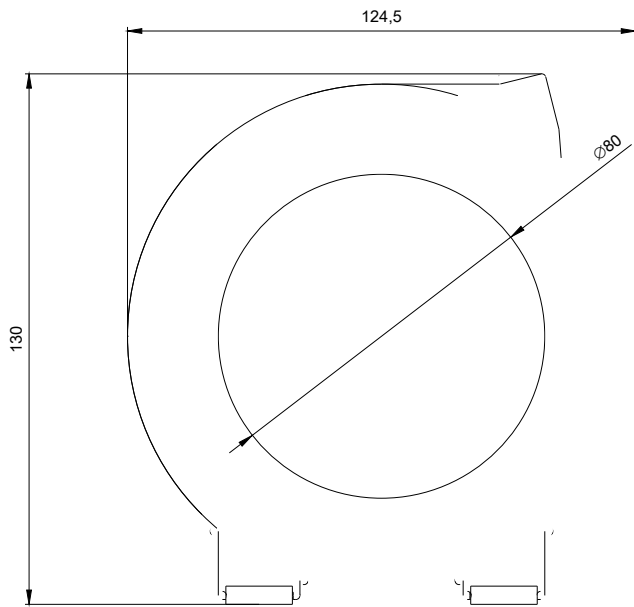
<http://support.automation.siemens.com/WW/CAXorder/default.aspx?lang=en&mlfb=3UL2304-1A>

Service&Support (Manuals, Certificates, Characteristics, FAQs,...)

<https://support.industry.siemens.com/cs/ww/en/ps/3UL2304-1A>

Image database (product images, 2D dimension drawings, 3D models, device circuit diagrams, EPLAN macros, ...)

http://www.automation.siemens.com/bilddb/cax_de.aspx?mlfb=3UL2304-1A&lang=en



WS 444; 3UL2304-1A_ALL

-B



last modified:

07/25/2019